











# Target Quarterly Report Summary for June 2024

	TARGET	TARGET PERFORMANCE			SUMMARY
		Baseline	Current	Status	
1	<b>Shorter stays in emergency departments</b> 95% of patients to be admitted, discharged, or transferred from an emergency department within six hours.	68.0%	70.0% (March 2024)		The Government has appointed a Health Commissioner and released target implementation plans focused on actions to reduce unacceptable wait-times.
2	<b>Shorter wait times for elective treatment</b> 95% of people wait less than four months for elective treatment.	62.0%	56.3% (March 2024)		The Government has appointed a Health Commissioner and released target implementation plans focused on actions to reduce unacceptable wait-times.
3	<b>Reduced child and youth offending</b> 15% reduction in the total number of children and young people (<900 people) with serious and persistent offending behaviour.	1,100	1,118 (April 2024)		There has been an increase in serious and persistent child and youth offending since 2021 which is expected to stabilise before reducing as new policies are implemented.
4	<b>Reduced violent crime</b> 20,000 fewer people who are victims of an assault, robbery, or sexual assault (165,000 people).	185,000	214,737 (June 2024)		Increase of 30,000 in people experiencing violent crime, reflecting continuation of the trend over last few years, and lag with the data.
5	<b>Fewer people on the Jobseeker Support benefit</b> 50,000 fewer people on Jobseeker Support benefit (140,000 people).	190,000	196,400 (June 2024)		Economic conditions are increasing flows of people onto Jobseeker Support while exits are holding steady. Improvement is expected when economic conditions improve more dramatically, and welfare system interventions are embedded.
6	<b>Increased student attendance</b> 80% of students are present for more than 90% of the term.	59.5% (Term 1, 2023)	61.7% (Term 1, 2024)		Slight term-on-term increase from Term 1 2023 to 2024. Actions taken to publish daily attendance data, raise public awareness, issue health related advice and develop next phase of actions.
7	<b>More students at expected curriculum levels</b> 80% of Year 8 students at or above the expected curriculum level for their age in reading, writing and maths by December 2030.	• 22% Maths • 47% Reading (Term 4, 2023)	• 22% Maths • 47% Reading (Term 4, 2023)		Year 8 results show majority of students are not reaching expected curriculum levels for reading and maths. The Government is advancing six education priorities and has announced the Maths Action Plan, and is driving Structured Literacy in schools.
8	<b>Fewer people in emergency housing</b> 75% fewer households in emergency housing (<800 households).	3,141	2,133 (June 2024)		Good progress, with performance exceeding quarterly estimates. The number of households as of June reduced by 34% since the target was set in December and is expected to show further improvement in the next quarter.
9	<b>Reduced net greenhouse gas emissions</b> On track to meet New Zealand's 2050 net zero climate change targets, with total net emissions of no more than 290 megatonnes from 2022 to 2025 and 305 megatonnes from 2026 to 2030.	N/A	N/A	 EB1  EB2	Emissions Budget 1 is on track. Emissions Budget 2 interim projections are giving confidence the target can be achieved.

 On Track

 Probable

 Feasible

 At Risk

 Unachievable