

MINISTRY OF BUSINESS, INNOVATION & EMPLOYMENT - RECOVERY AT A GLANCE

The data presented on this page relates to regions that have been affected by the weather events of January and February 2023, as shown in red.

"As at *first date* (*second date*)" is used to denote the current (*first*) and previous (*second*) report dates for comparison purposes. Black denotes the current period's value, (**white**) denotes the previous.

Temporary Accommodation Service

- MBIE and MSD have released the North Island Weather Events Temporary Accommodation Assistance scheme. Applications open 21 August 2023 and will provide financial support to households when insurance payments for temporary accommodation run out.

For more information about levels of support please scan the QR code or visit the link below.


- <https://workandincome.govt.nz/products/a-z-benefits/temporary-accommodation-assistance.html>



Recovery Visa Applications

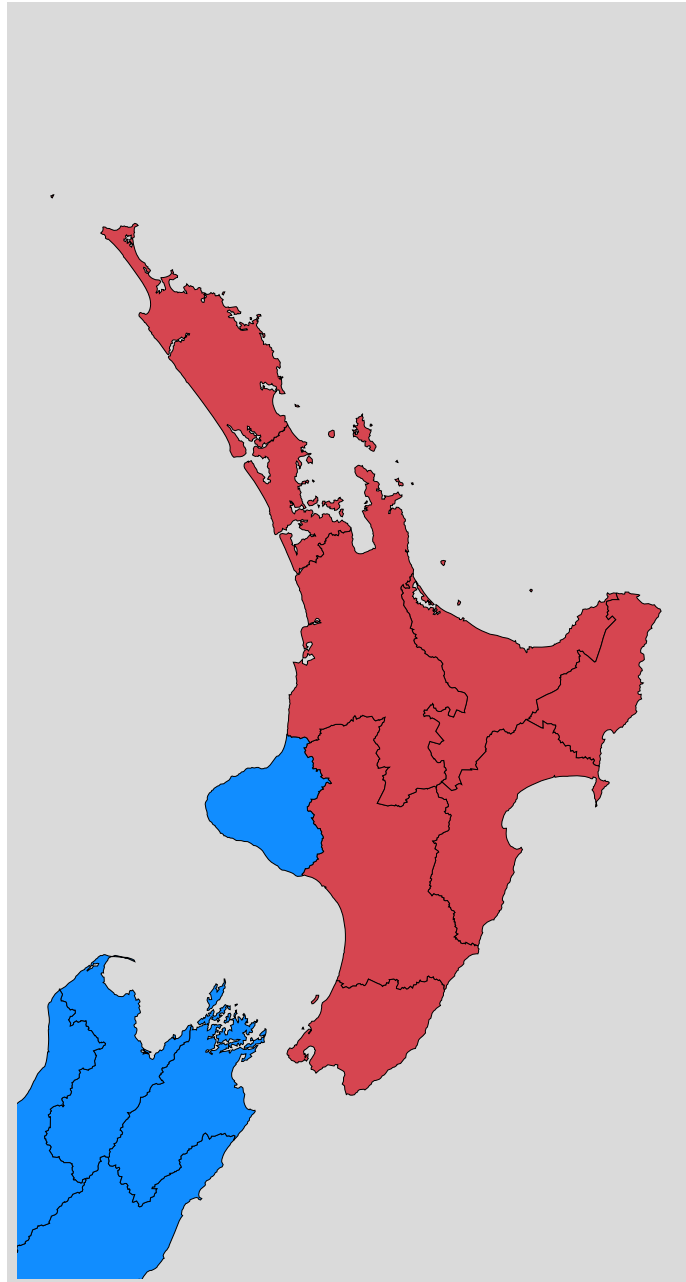
As at 21-07-2023 (10-07-2023)

Received	Approved	Declined	Arrived
2551	1415	1003	1121
(2512)	(1390)	(992)	(1084)



Please see a QR code that will direct you to the NZ Regions app.

This free MBIE IOS app displays essential information on New Zealand Regions. Use it to view and compare information on regional incomes, rents house prices, employment, and other key indicators of regional performance.



Labour Market and Companies Office analysis

- Recent analysis found that filled job numbers for May are still higher for all affected regions than before the severe weather events. Filled jobs continue to grow over the month for Tāmaki Makaurau and Tairāwhiti, while Taitokerau and Hawke's Bay experienced a typical seasonal fall. This, combined with minimal changes in existing trends from Companies Office data, indicate that intervention measures taken by organisations, Iwi and Government has contributed to the easing of impacts to businesses.

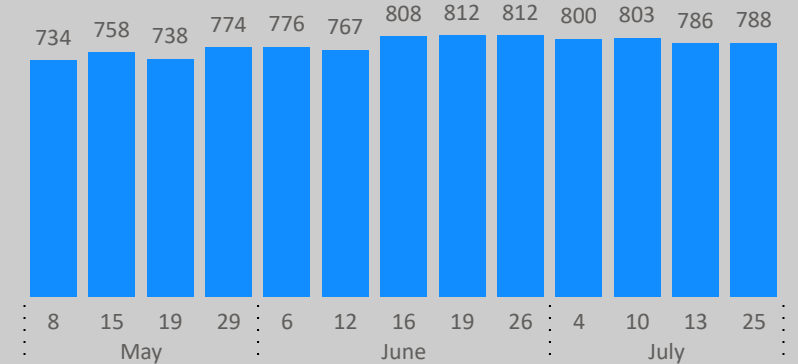
Immigration New Zealand

- Demand for the Recovery Visa continues to ease with on average 26 applications received per week in the past month. This indicates there will continue to be lower volumes of offshore workers entering the regions to supplement existing workforce gaps.

Temporary Accommodation Services

As at 25-07-2023

Households engaged with TAS



These figures represents the rolling number of currently active households engaged with TAS and captures those that are accommodated by TAS, are awaiting accommodation or are having their needs assessed.