

## COVID-19 STRATEGY

Our elimination strategy is a sustained approach to keep it out, find it and stamp it out. We do this through:

- controlling entry at the border with routine quarantine or isolation for 14 days;
- disease surveillance;
- physical distancing and hygiene measures;
- testing for and tracing all potential cases;
- isolating cases and their close contacts;
- and broader public health controls depending on the Alert Level we are in.

See below for an update on these measures to support our elimination strategy, and an overview of health system utilisation.

## SUMMARY OF PROGRESS

New Zealand continues to progress well against the strategy. The number of active cases has continued to steadily decline, with daily new cases at zero or remaining in the low single digits, and all new current cases are linked to known clusters.

Wider asymptomatic testing by DHBs continues to return negative results, giving increased confidence that cases are confined to known clusters. We continue to closely monitor new cases with the move to fully implement Level 2 with the increase in the number permitted at gatherings.

Bars were permitted to open from 21 May. Gatherings of 100 people have been permitted since midday on Friday 29 May. We continue to emphasise the need for hygiene and physical distancing measures in all settings.

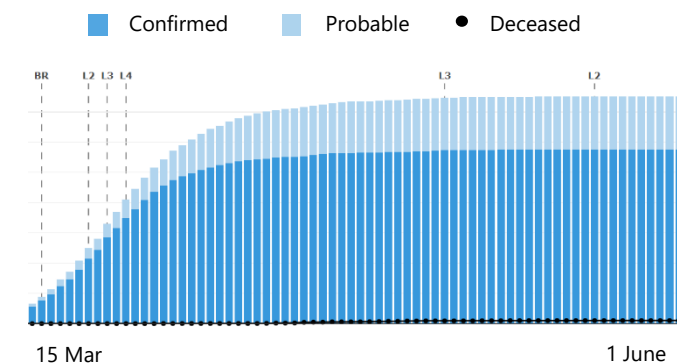
## CURRENT STATE

As at 12.30pm 1 June:

**1,504** Confirmed and probable cases

**1,481** Recovered (98%)

<b>71%</b> European /other	<b>9%</b> Māori	<b>2%</b> MELAA
<b>13%</b> Asian	<b>5%</b> Pacific peoples	<b>1%</b> Unknown



**Change in cases over time**  
The rate of new cases continues to flatten out.

## HEALTH-RELATED MEASURES TO ACHIEVE ELIMINATION

### LAB TESTING | Status: Sufficient capacity for current demand, with capacity continuing to increase

Testing capacity is steadily increasing to support efforts to eliminate COVID-19. New Zealand has a high capacity for daily testing. As at 1 June, 281,609 tests have been conducted.

#### National capacity

**2,899**

7-day rolling average for week to 1 June

**195,742**

Supplies in stock as at 28 May

#### Total tests, by ethnicity

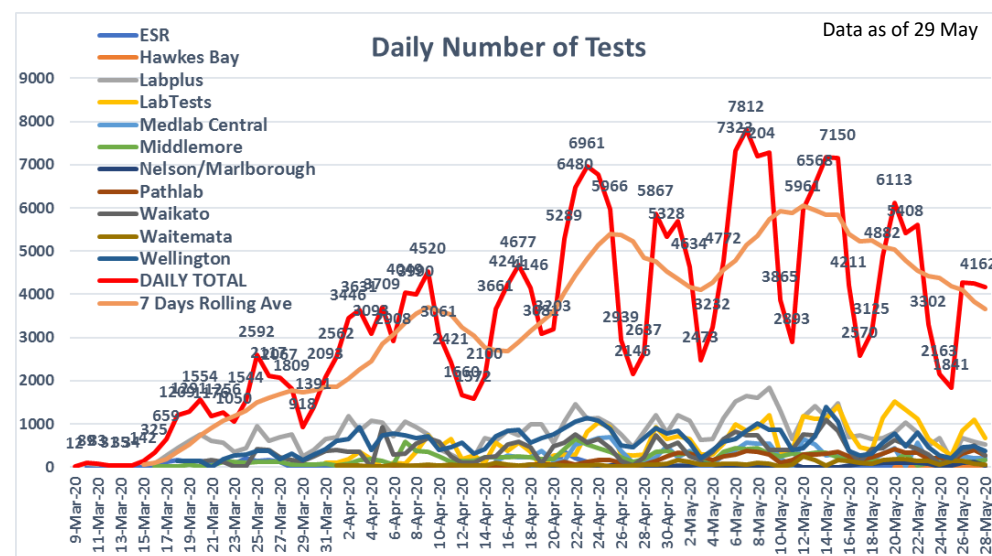
Ethnic breakdown of tests undertaken between 22 Jan – 27 May is as follows:

- 17.7% (43,812 tests) Māori
- 9.2% (22,704 tests) Pacific Peoples
- 10.1% (25,075 tests) Asian
- 62.2% (153,704 tests) European/other/MELAA
- 0.8% (2,000 tests) Unknown

#### Positive test rate

On 30 May, 0 percent of the 626 tests conducted were positive. If our elimination strategy works, you would expect to see this trend continue - more tests finding fewer positive cases of Covid-19.

### DHB testing



The majority of tests have been undertaken on people presenting with symptoms of COVID-19 or of close contacts of known cases.

In addition to these symptomatic and close contact tests, during Alert Levels 3 and 2, over 30,000 tests were undertaken for surveillance purposes on asymptomatic individuals in higher risk groups such as healthcare workers, aged care centres and general public tested in communities where outbreaks have occurred. This 'asymptomatic' testing was to provide reassurance around community transmission of COVID-19 and informed the decisions to move down alert levels.

The Greater Wellington region DHBs, Lakes DHB, Bay of Plenty DHB, and MidCentral DHB were requested to carry out additional targeted asymptomatic testing in the week of 25 May. Across these DHBs (excluding MidCentral DHB), approximately 500 tests were undertaken in the week of 25 May (MidCentral DHB will undertake 50-100 tests in the week of 1 June). The results of these tests will be available on 2 June.

## HEALTH SYSTEM UTILISATION

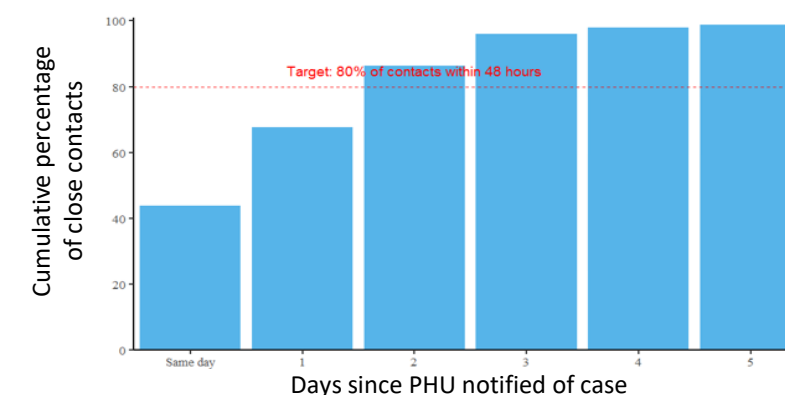
### CONTACT TRACING | Status: Sufficient capacity and continuing to improve speed

There have been no new confirmed or probable cases, and therefore no new close contacts in the period from 16-24 May

The target for tracing is to have 80% of cases' close contacts traced within 48 hours of PHUs being notified of a case. We are at 86% for the period from 13 April – 24 May.

Currently PHUs have the capacity to investigate up to 185 cases per day. Additionally the NCCS has the ability to scale to make 10,000 calls per day.

Time between notification of case and tracing close contact



### HOSPITAL CAPACITY

Status: Sufficient ICU bed and ventilator capacity. Working to expand to meet any spikes in demand

As at 1 June there were no people in hospital for COVID-19 in New Zealand, and no people in an Intensive Care Unit (ICU).

<b>0</b> people in hospital	<b>0</b> people in ICU	<b>9,938</b> people registered on the surge capacity database
--------------------------------	---------------------------	--

The Ministry is working to ensure there are sufficient staff to meet the potential growth in demand for ICU care. As of 29 May there are 9,938 people registered in the surge capacity database of which 3,486 have indicated they are still available to work. Of those available, 554 are doctors and 883 are registered nurses. We have deployed 29 people into roles.

### PERSONAL PROTECTIVE EQUIPMENT

Status: We have sufficient PPE stocks for the health and disability workforce, and other essential workers currently. However there are potential challenges in some lines after the next two weeks

There is good stock of all PPE gear in the country right now (both from the Ministry of Health national reserves and DHB reserves). The sourcing and distribution of PPE are being managed at a national level, however global supply chain challenges remain. Potential future challenges in mask and glove supply are being worked through, including through exploring alternative sourcing options and ensuring that demand across DHBs is well managed

Total estimated stock on hand as at 29 May:

<b>Nitrile Gloves</b>   18.4 million	<b>Safety glasses</b>   725,630	<b>Masks</b>   41.0 million
--------------------------------------	---------------------------------	-----------------------------

## BORDER MEASURES

### BORDER MEASURES

Status: Managed isolation and quarantine operating well

New arrivals into New Zealand continue to be mostly only New Zealand citizens or permanent residents, with some other essential workers entering the country on a case-by-case basis. These people are closely assessed during disembarking.

All incoming passengers are required to enter a quarantine or managed isolation facility.

At 11:59pm 31 May:

<b>90</b> in quarantine	<b>2,646</b> in managed isolation
----------------------------	--------------------------------------